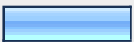








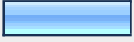




SOS Workshop with Denise Pope

1. How effective was tonight's speaker, Dr. Denise Pope? Please rank your answer on a scale of effectiveness from 0 to 9. 0 = not effective 9 = extremely effective			Response Percent	Response Count
0 Not Effective			0.0%	0
1-2			0.0%	0
3-4			8.3%	2
5-6			4.2%	1
7-8			41.7%	10
9 Extremely Effective Speaker			45.8%	11
		answered question		24
		skipped question		0








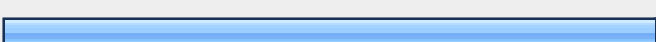



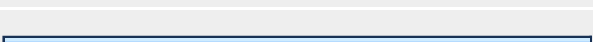
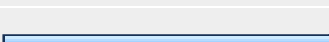




2. How engaging was Denise Pope's information on stressed out students?












		Response Percent	Response Count
0 Not engaging at all		0.0%	0
1-2		0.0%	0
3-4		0.0%	0
5-6		4.2%	1
7-8		50.0%	12
9 Extremely Engaging		45.8%	11
		<i>answered question</i>	24
		<i>skipped question</i>	0

3. Did you learn new information?




		Response Percent	Response Count
0 No, I knew all of this		0.0%	0
1-2		8.3%	2
3-4		8.3%	2
5-6		20.8%	5
7-8		50.0%	12
9 Lots of new information!		12.5%	3
What information did you find the most interesting?			14
answered question			24
skipped question			0



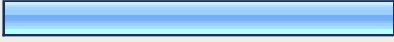
4. Please let us know which topics Dr. Pope covered that you found the most engaging: You may have multiple answers




		Response Percent	Response Count
competition		26.1%	6
college admissions		47.8%	11
grades		21.7%	5
alternative assessments		34.8%	8
SATs and alternative Testing		43.5%	10
200 colleges		21.7%	5
different paths to success		26.1%	6
it's not where you study, but who you study with		43.5%	10
sleep		39.1%	9
health/wellness		30.4%	7
chores		17.4%	4
family meals		39.1%	9
parent expectations		21.7%	5
subtle messages that communicate our values		69.6%	16
student expectations		34.8%	8
taking courses without an interest		13.0%	3
extra-curriculars		21.7%	5

over scheduling		21.7%	5
homework, different types and amounts		26.1%	6
self-medicating		26.1%	6
drinking and why it is done		8.7%	2
what other SOS schools have done		21.7%	5
scheduling changes		26.1%	6
exam schedules		39.1%	9
vacations without work		43.5%	10
workload		21.7%	5
chronic stress and the effects on the brain		43.5%	10
differences between student brain and adult brain		43.5%	10
Is there anything we missed that you wish to comment on?			2
answered question			23
skipped question			1

5. How satisfied were you with the final stress tree generated in your small group?

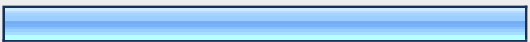

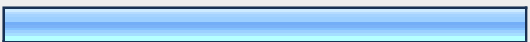






		Response Percent	Response Count
0 Not satisfied at all		0.0%	0
1-2		0.0%	0
3-4		0.0%	0
5-6		8.7%	2
7-8		65.2%	15
9 Very satisfied		26.1%	6
We did not produce group work		0.0%	0
		answered question	23
		skipped question	1

6. In your work group, did your team work effectively with each other?			Response Percent	Response Count
0 We did not work well together			0.0%	0
1-2			0.0%	0
3-4			0.0%	0
5-6			13.0%	3
7-8			60.9%	14
9 Extremely good working group			26.1%	6
			answered question	23
			skipped question	1

7. Would you like to see the stress trees generated in the small groups combined into a larger product and placed on the SOS website?			Response Percent	Response Count
yes			69.6%	16
no			4.3%	1
not sure			26.1%	6
			answered question	23
			skipped question	1

8. For this workshop we broke into small work groups for 40 minutes to generate the stress trees, would you like to see group work in future workshops?			Response Percent	Response Count
yes		65.2%	15	
possibly		30.4%	7	
no		4.3%	1	
			<i>answered question</i>	23
			<i>skipped question</i>	1

9. After experiencing this Mission: SOS workshop with Denise Pope what follow-up are you most interested in seeing at Mission HS?			Response Percent	Response Count
Results of Student Experiences Survey		69.6%	16	
Results of MSJHS Parent Survey		43.5%	10	
Results of MSJHS Teacher Survey		60.9%	14	
Educational workshops on Identifying Stress		17.4%	4	
Educational workshops on the Effects of Chronic Stress		26.1%	6	
Educational workshops on Managing Stress		52.2%	12	
Health and Wellness workshops		30.4%	7	
Opportunities to hear Student voices		47.8%	11	

Opportunities to hear Parent Voices		34.8%	8
Opportunities to hear Teacher Voices		43.5%	10
Workshops on Communications, both listening and speaking		34.8%	8
Information on Self-Medication Behaviors		26.1%	6
Mission: SOS Workshop with Jim Lobdell, February 8		39.1%	9
Changes based on Stress Tree Results		52.2%	12
Reduce Competitive Behavior at MSJHS		60.9%	14
Build Community at MSJHS		39.1%	9
Reduce Workload at MSJHS for teachers, students and staff		65.2%	15
Are there any changes based on this workshop you would like to see in your own life?			8
answered question			23
skipped question			1

10. Are you interested in notes from this workshop and links to the information and sites that Dr. Pope alluded to in her presentation being posted on the Mission: SOS website?

		Response Percent	Response Count
yes		78.3%	18
no		4.3%	1
don't care		17.4%	4
answered question			23
skipped question			1

11. After Dr. Pope's explanation and presentation of the SOS program, are you likely to support the SOS program at MSJHS?

		Response Percent	Response Count
yes		95.5%	21
no		0.0%	0
not sure		4.5%	1
answered question			22
skipped question			2